

Shopping Center Rewell - Promotion Instructions

Table of Contents

1. General guidelines to keep in mind	1
2. Operating in Rewell	1
2.1. Arrival and unloading of items.....	1
2.2. Promotion	2
2.3. After the promotion.....	2
3. Promotion places.....	2
4. Contact information.....	3

1. General guidelines to keep in mind

The promotion must remain on the dedicated area and the instructions must be read carefully. Every party involved in the promotion must have read the instructions before conducting promotions in Rewell. Frequent misconduct or ignoring the rules may result in a temporary ban to conducting promotions.

2. Operating in Rewell

2.1. Arrival and unloading of items

- The easiest way to transport items / elements to the center is by parking on the sidewalk near the entrance on the street Hovioikeudenpuistikko. The tenant can temporarily park their vehicle on the sidewalk (without blocking pedestrians) and transport their items to the center through the doors next to Moda Aukia entrance.
- The shopping center is open from Monday to Saturday 8am – 9pm and 10am – 9pm on Sundays. Setting up the promotion as well as demolition must typically happen within the opening hours of the center.
- If the promotion requires extra time for setting up / demolition, the tenant must contact Clear Channel and agree on special terms at least 7 workdays prior to the promotion

2.2. Promotion

- The Promotion must remain within the rented area and activities must be as subtle as possible.
- The rented space must be kept clean and no extra items or promoter belongings can be visible.
- Promotion place must be manned. Unmanned promotions are prohibited.
- Aggressive and pushy selling is prohibited. The promotion must not disturb any visitors of the shopping center.

2.3. After the promotion

- The organizer is liable to ensure that the rented area remains in same condition as it was before setting up and conducting the promotion. Trash and other possible marks left by promotion must be cleaned right after the promotion has ended.
- The organizer is liable for material damages caused to the structures of the shopping center due to promotion and is liable for damages.
- If the promotion place is left uncleaned after promotion, the shopping center will have the premise cleaned and bill the organizer.
- You must under no circumstance attach anything to the walls or other structures of the shopping center.


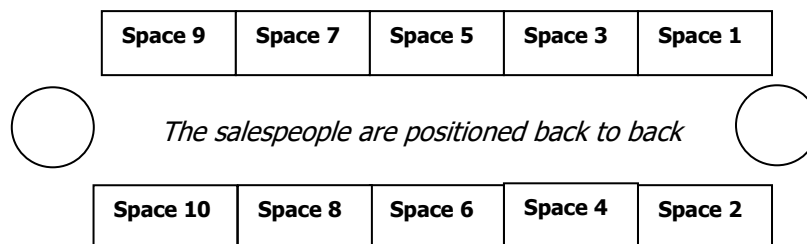
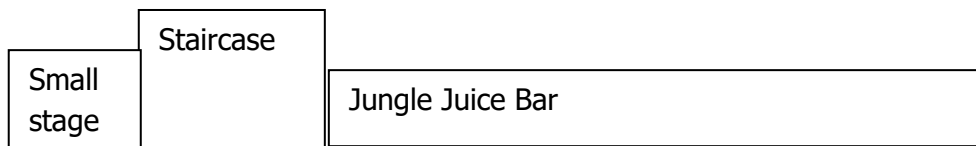
3. Promotion places

- There are 10 promotion places and a small stage. Promotion places 1-10 have readiness for electricity. The sockets are in the pillars of central square. Tenants are suggested to bring their own extension cords and check the premises before the promotion.
- The promotion places are max. 1 x 2 meter in size. The tenant brings their own furniture that must look tidy and be in good condition. (Table, chairs, etc.)
- Small stage is 3,2 x 3,7m in size and the electricity sockets are by default locked. Security officers will unlock the electricity for the duration of the promotion. The organizer must notify the time period when electricity is required to Clear Channel several days prior to the promotion.

- The whole square can be rented for promotion or an event. In case of renting the whole square, the tenant also has access to a larger 4 x 4m sized stage. The stage can be built for extra fee and the build-up must be ordered at least 5 working days prior to the event. The costs are described below.

Monday - Friday	29€/h VAT 0%
Saturday	33€/h VAT 0%
Sunday	58€/h VAT 0%

The build-up takes 2 hours and the demolition 2 hours.



4. Contact information

- Promotion place inquiries and reservations.
 - Clear Channel Promotions / Sari Korhonen & Joni Raute / p. +358 207 312 058
Sari.korhonen@clearchannel.fi / joni.raute@clearchannel.fi /
promootiot@clearchannel.fi / <https://promootiopaiikat.fi>
- Security Officers
 - Securitas 24/7 on call duty / p. 020 491 3251
- Rewell Info
 - Studio Ticket, Rewell 2. Floor
 - P. +358 (0)6 317 6514 / +358 (0)50 325 5995